


UTRWALAMY SZESNASTKI

1. W poniższych rytmach podpisz miary taktu („krzeselka”) i zaznacz akcenty:


The image shows four musical staves. The first two staves are in 2/4 time, and the last two are in 3/4 time. Each staff contains a sequence of rhythmic patterns. The first staff has a 2/4 time signature and contains four measures: two eighth notes, two eighth notes, a quarter note followed by a sixteenth note triplet, and a quarter note followed by a sixteenth note triplet. The second staff is identical to the first but has a '5' above the first measure. The third staff has a 3/4 time signature and contains four measures: two eighth notes, two eighth notes, a quarter note followed by a sixteenth note triplet, and a quarter note followed by a sixteenth note triplet. The fourth staff is identical to the third but has a '5' above the first measure.

2. Uzupełnij zdania i rysunki:

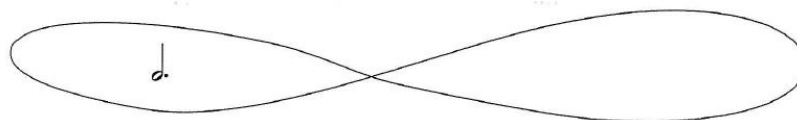
W jednej ćwierćnucie mieszczą sięszesnastki.



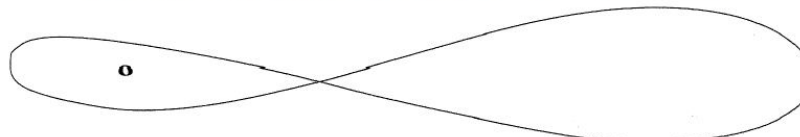
W jednej półnucie mieści sięszesnastek.



W jednej półnucie z kropką mieści sięszesnastek.



W jednej całej nucie mieści sięszesnastek.



3. Wykonaj zadanie 5 i 6 ze strony 83 (podręcznik „Nasza Muzyka 1”)

Powodzenia!